

## Description

3-piston alternating volumetric pumps for use on cleaning units and industrial systems.

Can be coupled to various types of motors, directly or with flexible joint.

Pump body and cover in cast iron.

Rear cover with oil drain outlet and sight glass.

Pistons driven by crank-connecting rod mechanism.

Pump shaft in pressed high-strength steel.

Oversized friction bearings.

Connecting rods in die-cast special low-friction zinc-aluminium alloy.


Bronze connecting rods available.

One-piece ceramic pistons.

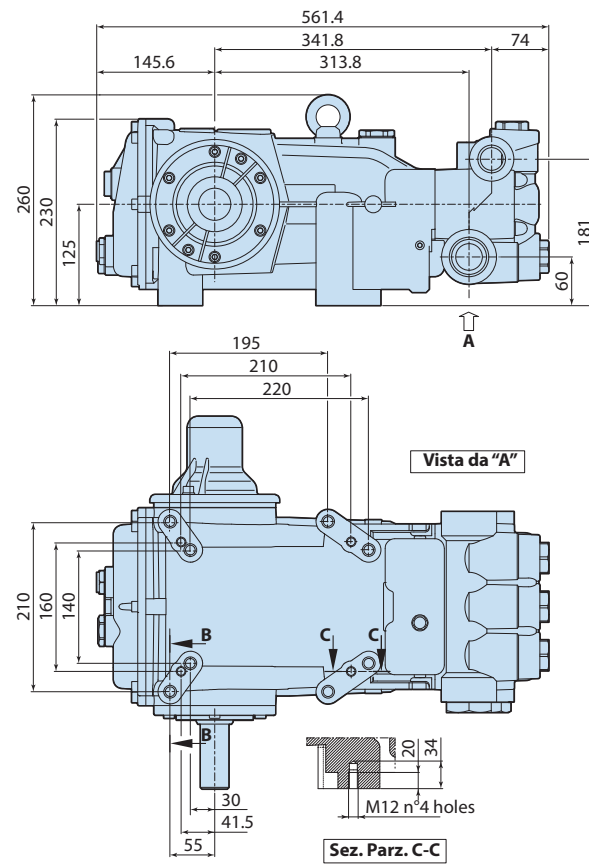
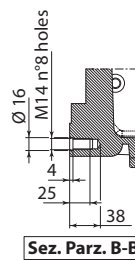
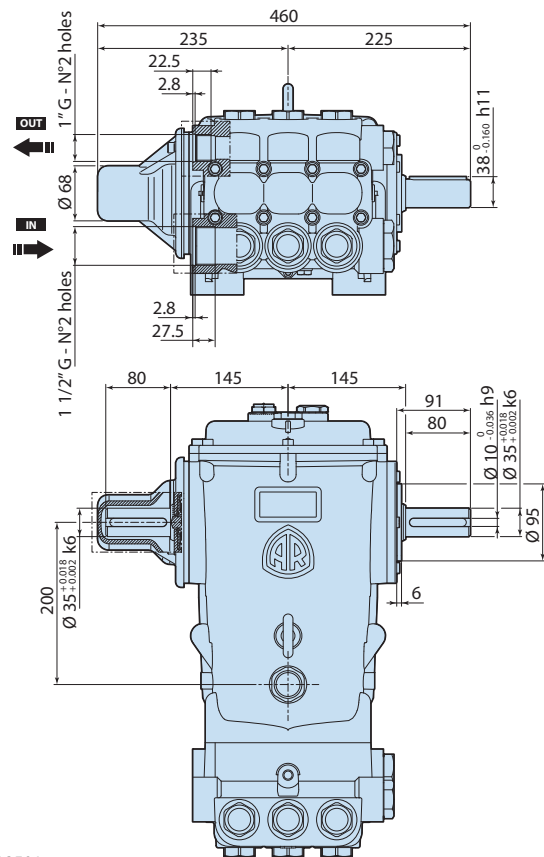
Pump head in nichel-plated brass.

Double gasket sealing system.

Intake and delivery valves have plugs for easier maintenance.



Details	Value
Category	Car Wash - Contractor 600
Series	282 - RTF
Pump type	RTF 150.100
Versioning	N
ARCode	24381
Output (lt/min)	150
Output (gpm)	39.6
Pressure (bar)	100
Pressure (psi)	1450
Power (hp)	39
Power (kw)	29
RPM	800
Weight (kg)	90



2828501